

Harvest the Sunshine

JA SOLAR

470W



JAM54D40 LR Black Frame n-type Double Glass Monofacial Modules

Premium Cells

n-
Bycium+
16BB

MBB Half-Cell
Technology

26%



Cell Conversion
Efficiency

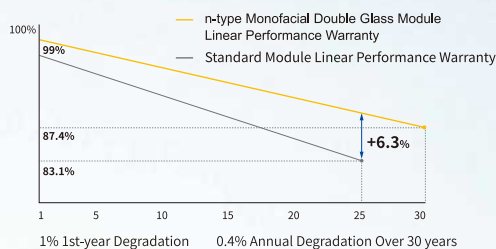
Premium Modules

Higher power
generation better LCOE

n-type with very
Lower LID

Better Temperature
Coefficient

Better low irradiance
response



25-year product
warranty

30-year linear power
output warranty

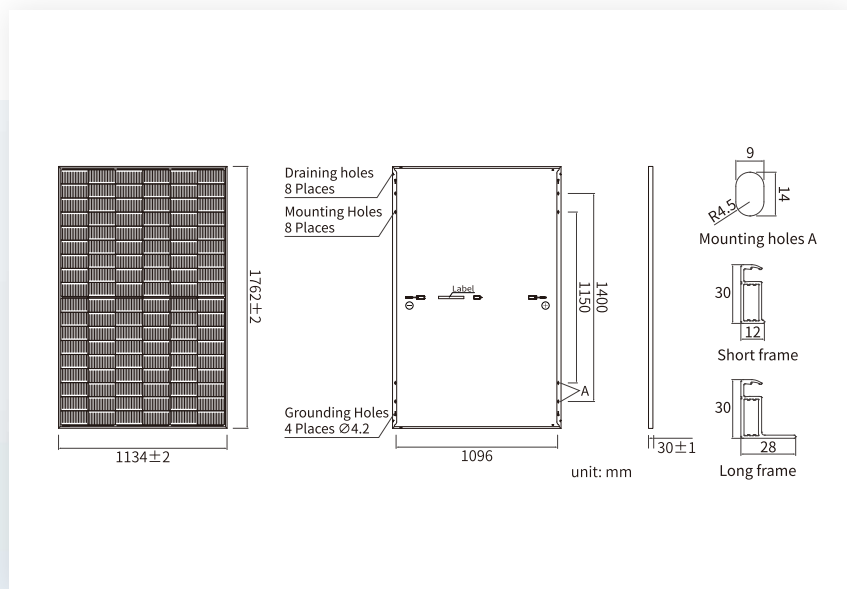
Comprehensive Certificates

- IEC 61215, IEC 61730
- ISO 9001: 2015 Quality management systems
- ISO 14001: 2015 Environmental management systems
- ISO 45001: 2018 Occupational health and safety management systems
- IEC 62941: 2019 Terrestrial photovoltaic (PV) modules - Quality system for PV module manufacturing



DEEP BLUE 4.0 Pro





MECHANICAL PARAMETERS

Cell	Mono
Weight	22kg
Dimensions	1762±2mm × 1134±2mm × 30±1mm
Cable Cross Section Size	4mm ² (IEC), 12 AWG(UL)
No. of cells	108(6×18)
Junction Box	IP68, 3diodes
Connector	QC 4.10-351/ MC4-EVO2A
Cable Length (Including Connector)	Portrait: 300mm(+)/400mm(-) Landscape: 1200mm(+)/1200mm(-)
Front Glass/Back Glass	1.6mm/1.6mm
Packaging Configuration	36pcs/Pallet, 936pcs/40HQ Container

Remark: customized frame color and cable length available upon request

ELECTRICAL PARAMETERS AT STC

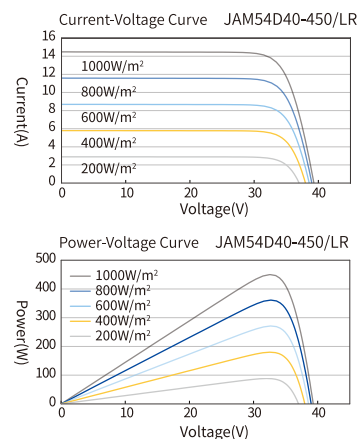
TYPE	JAM54D40 -445/LR	JAM54D40 -450/LR	JAM54D40 -455/LR	JAM54D40 -460/LR	JAM54D40 -465/LR	JAM54D40 -470/LR
Rated Maximum Power(Pmax) [W]	445	450	455	460	465	470
Open Circuit Voltage (Voc) [V]	39.10	39.30	39.50	39.70	40.20	40.40
Maximum Power Voltage(Vmp) [V]	32.65	32.82	33.00	33.17	33.50	33.84
Short Circuit Current(Isc) [A]	14.40	14.48	14.56	14.64	14.65	14.66
Maximum Power Current(Imp) [A]	13.63	13.71	13.79	13.87	13.88	13.89
Module Efficiency [%]	22.3	22.5	22.8	23.0	23.3	23.5
Power Tolerance	0~+3%					
Temperature Coefficient of Isc(α _{Isc})	+0.045%/°C					
Temperature Coefficient of Voc (β _{Voc})	-0.250%/°C					
Temperature Coefficient of Pmax(γ _{Pmp})	-0.290%/°C					
STC	Irradiance 1000W/m ² , cell temperature 25°C, AM1.5G					

Remark: Electrical data in this catalog do not refer to a single module and they are not part of the offer. They only serve for comparison among different module types.

ELECTRICAL PARAMETERS AT NOCT

TYPE	JAM54D40 -445/LR	JAM54D40 -450/LR	JAM54D40 -455/LR	JAM54D40 -460/LR	JAM54D40 -465/LR	JAM54D40 -470/LR
Rated Max Power(Pmax) [W]	337	341	344	348	352	356
Open Circuit Voltage(Voc) [V]	37.00	37.19	37.37	37.57	38.04	38.23
Max Power Voltage(Vmp) [V]	30.89	31.06	31.22	31.38	31.68	32.00
Short Circuit Current(Isc) [A]	11.52	11.58	11.65	11.71	11.72	11.73
Max Power Current(Imp) [A]	10.90	10.97	11.03	11.10	11.11	11.12
NOCT	Irradiance 800W/m ² , ambient temperature 20°C, wind speed 1m/s, AM1.5G					

CHARACTERISTICS



OPERATING CONDITIONS

Maximum System Voltage	1500V DC
Operating Temperature	-40°C~+85°C
Maximum Series Fuse Rating	25A
Maximum Static Load, Front	5400Pa(112 lb/ft ²)
Maximum Static Load, Back	2400Pa(50 lb/ft ²)
NOCT	45±2°C
Safety Class	Class II
Fire Performance	UL Type 38/Class C